


INSTRUCTION SHEET




1




Strip off at least minimum 60mm of jacket from end of cable.

2




Install the wires into the IDC blocks according to the wiring position 568A/568B with Krone/110 punch down tool.

3




Fasten the cable to the strain relief tabs with cable ties and cut off the excess cable tie.

4




Same installation on second deck.

5



Tighten up the screw.

6



Refer to step 2 and 3.

7



Tighten up the screw with cover on.