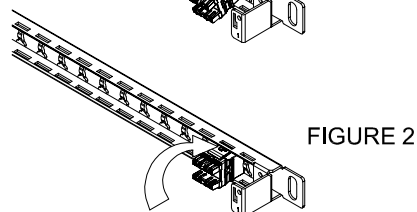
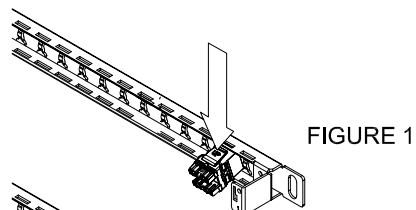
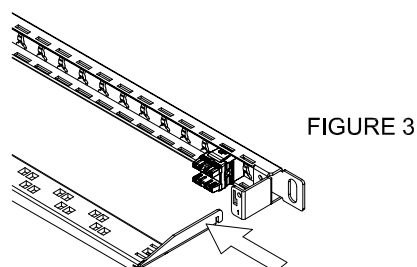


# INSTRUCTION

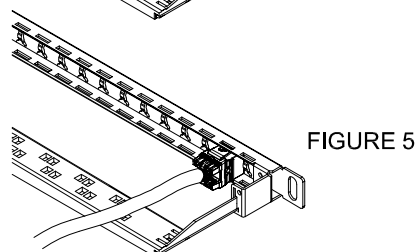
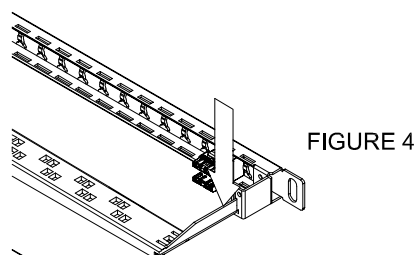
1.  
Mount the jack on the panel as shown in figure 1 and 2.



2.  
To mount the cable management , align the bar to the opening of the panel as shown in figure 3.



3.  
Push the cable management bar to fix the management on the panel, as shown in figure 4 and 5.



4.  
Use a cable tie to fix the cable on the cable management as shown in figure 6.

