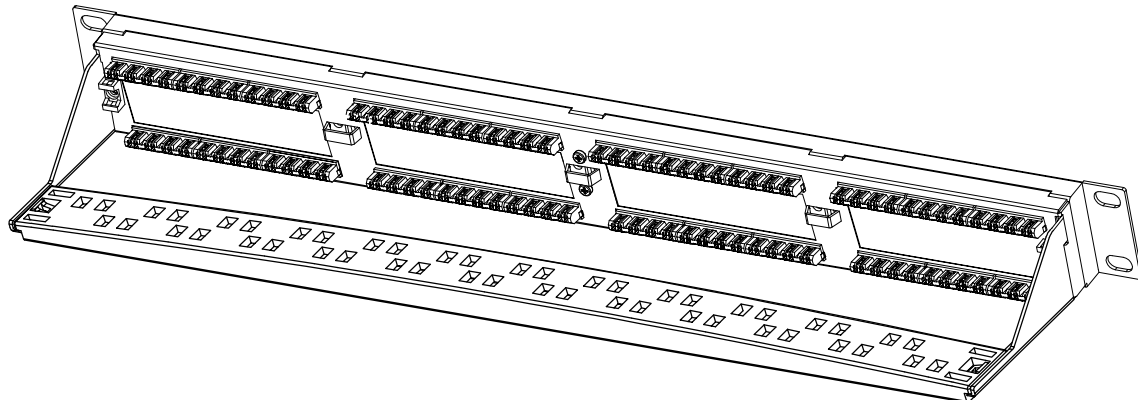
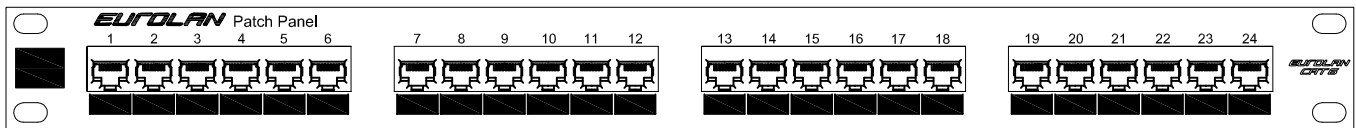


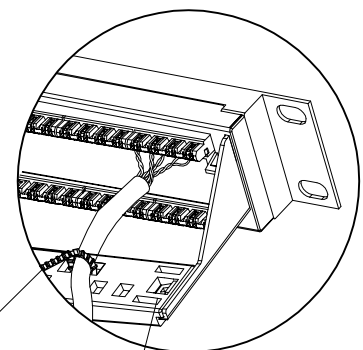
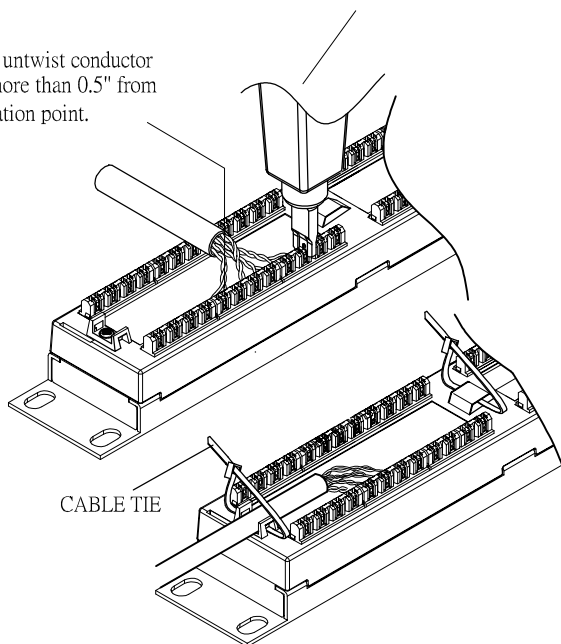
PATCH PANELS INSTRUCTION SHEET



MODULAR WIRING CONFIGURATION		
COLOR CODE	T568B	T568A
White-Blue	5	5
Blue	4	4
White-Orange	1	3
Orange	2	6
White-Green	3	1
Green	6	2
White-Brown	7	7
Brown	8	8

Insert wires into IDC according to the desired wire configuration (T568B/T568A).
Terminate wires using punch down tool.
Make sure the tool is set to trim excess wire as shown above.

Do not untwist conductor pairs more than 0.5" from termination point.



CABLE TIE

WIRE MANAGEMENT



Wire management to keep your patch cord steady as always.

